

COMPLETE THIS BOX FOR REORDER ONLY	Quantity	Top Layer		Bottom Layer	
Order/Reorder Number? _____		Material	Color	Material	Color

#1 SIZE

- Youth 3" x 10" Custom Size
 Adult 3.5" x 14"
 Pro 4.5" x 17" _____ X _____
 Foreground Overall
 Height Width
 Jacket 5" x 18"
 Jumbo 7" x 18"
 (for Script, use Capital Height)

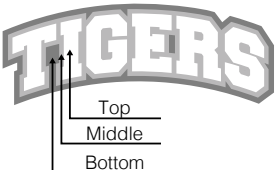
#2 QUANTITY

	Minimum order is 5 pieces. Less than 5 pieces will be charged an Under Minimum Fee of \$10.
--	--

#3 FONT

- Full Block Other
 Plain Block _____
 Brush Script
 Athletic Script Fonts can be viewed
 Greek at TwillUSA.com

#4 MATERIALS AND COLORS

Top Layer		
Material	Color	
Middle Layer		
Material	Color	Colors and materials can be viewed at TwillUSA.com. Available Materials: Sports Twill Fashion Fabrics Metallic Twill HTV Glitter Sports Flock Flex Film Sports Felt HTV Foils Sports Film
Bottom Layer		
Material	Color	

Available Adhesive Backings for Fabrics:
 Polyback
 Pressure Sensitive (PSA)
 Permanent
 PSA Permanent

Are You Sewing (Appliqué)?


Yes No















Additional Material/Colors:

NOTE: Some materials cannot be layered together and/or may not be used on bottom layer.

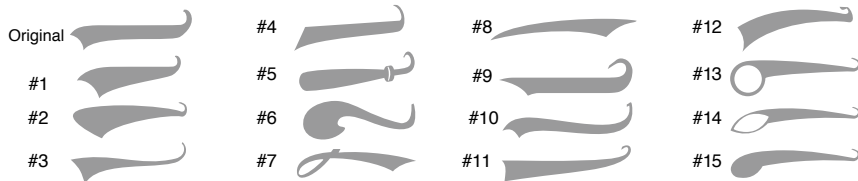
#5 LAYOUT Style Choice _____

Indicate art position for non-split garments. See section 7 for split fronts.



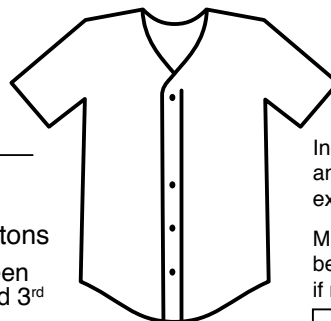
Tilt		Reverses Bridge	
Straight		Half Arch Shadow	
True Arch		Double Reverse Inset Arch	
Double Arch		Inset with Bookends	
Vertical Arch		Inset Arch with Bookends	
Tilt with Slant		Script with Tail	
Bridge			

#6 TAIL Tail Choice (if applicable) _____



#7 SPLIT FRONT

Zipper Split (Flush)
 1.5" Overlap Split
 Placket (overlap) Width _____
 Angled Straight
 Measurement Between Buttons _____
 Between 1st and 2nd **OR** Between 2nd and 3rd



Indicate button layout and design on the shirt example.

 May we drop tail between buttons 3 & 4 if necessary?
 Yes No

#8 BACKGROUND

Pre-spaced Connected Cloud Add Green Tape

#9 SEW FILE

of colors _____ Stitch Style _____ Split Front
 Format .dst .exp

#10 CONTACT INFO

Name _____ Company _____
 Phone _____ Email _____
 Ship Via _____ P.O. # _____
 Preferred Contact Method Phone Email